


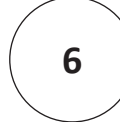



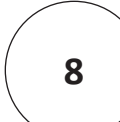



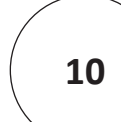
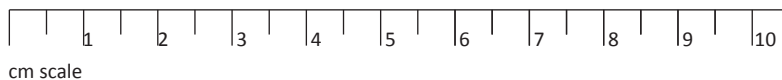


## Ring Size Guide

Print this page at actual size and place one of your own rings on top to check your ring size. Use the centimeter scale at the bottom to check that the print size is correct.

Hold your ring over the sizing circles. When the inside circumference of the ring just covers the black line of the circle, you have the right size.

						
Inside Circumference in mm	48	49.3	50.6	51.9	53.1	54.4
Diameter in mm	15.3	15.7	16.1	16.5	16.9	17.3
						
Inside Circumference in mm	55.7	57	58.3	59.5	60.8	62.1
Diameter in mm	17.7	18.2	18.6	19	19.4	19.8



### Tips:

Make sure you measure the finger you are shopping for.

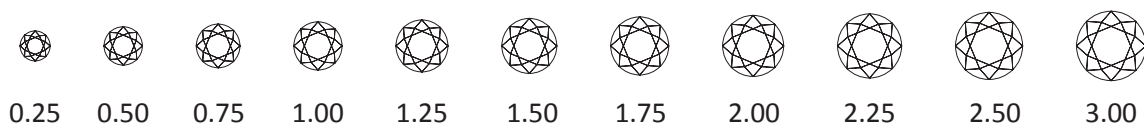
For most accuracy measure finger size 3 to 4 times.

If ring falls between two sizes, order the larger size.

Measure your finger at room temperature later in the day and not when your finger is unusually cold. (fingers are smaller in the early morning and when cold).

Avoid using string or paper to measure ring size, as these materials can stretch or twist, yielding an inaccurate measurement.

## Diamond Sizes



The renderings herein are intended to show approximate representations of actual size.